



Elementary Curriculum Training Note-Taking Guide

Date:	Presenter and Contact Information:	Goal: What do I want to take away from this training?
--------------	---	--

Questions I have:

-
-
-

Program Overview: Curriculum

Passages	<ul style="list-style-type: none"> • Each grade level curriculum set contains a range of Lexiled passages that are <i>on, above, and below</i> grade level. • The Lexile can be found in the _____ _____ of the passage.
Lessons	<ul style="list-style-type: none"> • There are _____ lessons for my grade level. • Student activity sheets are located behind each lesson.
Digital	<ul style="list-style-type: none"> • To log in, go to _____ • Username: _____ Password: _____

Assessment Overview

- Students will take the state assessment in the month of _____.
- They can score a max of _____ points in _____ categories.
- Students will be required to read between _____ - _____ words.

Testing Time: Students must complete essay in _____ minutes.

Reading 20-30 min
Planning 10-15 min
Writing 60-75 min
Editing Any extra time

Writing Breakdown:
60-75 Minutes
1st paragraph 5-10 min
2nd paragraph 15-20 min
3rd paragraph 15-20 min
4th paragraph 15-20 min
5th paragraph 5-10 min



Teaching Tip: Consider making time breakdowns into _____ charts.

Assessment resources can be found at: _____

_____ are useful when *scoring* and as *models* for students. Consider enlarging one to poster size to display.



Things to remember:

-
-
-
-

Section 1: Expository

Expository writing is not text-based. Use expository to teach _____ skills.

Expository planning is called an _____ outline.

R= _____

A's and B's are _____ or _____ of the "big ideas."

I	_____
R1	_____ a. _____ b. _____
R2	_____ a. _____ b. _____
R3	_____ a. _____ b. _____
C	_____



Benefits of color-coding when modeling: _____

Structure of Expository paragraphs:

Introduction 3-4 sentences	Middle Paragraphs 9-10 sentences	Conclusion 3-4 sentences
<ul style="list-style-type: none"> • Hook • • 	<ul style="list-style-type: none"> • Topic Sentence • • • 	<ul style="list-style-type: none"> • • •

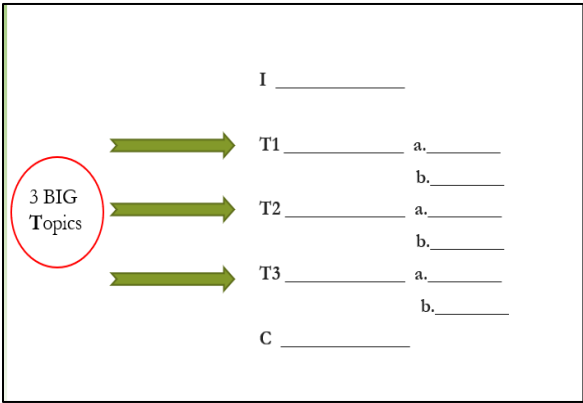

Section 2: Informative

Informative writing is text-based. Students read _____ - _____ passages and then respond to a prompt.

Informative planning is called an _____ outline.

T= _____

When planning, students should _____ and _____ the information in the passage that they put on their plans.

1 There are two species of known alligators in the world, the American alligator and the Chinese alligator. The American alligator can be found in the wetlands of the southern United States. These reptiles have been hunted for many years and, at one point, were close to extinction. In order to protect this species, they were listed under the Endangered Species Act, making hunting alligators illegal. Due to the efforts of the Endangered Species Act, the species has made a huge recovery and was taken off the endangered species list in 1987. Since the American alligator population has repopulated so well, hunting and egg collecting is once again allowed.

2 On the other hand, the Chinese alligator is a class one endangered species. The Chinese alligator can be found in the subtropical regions of China in low-lying areas such as rivers, streams, and marshes. This species of alligator is classified as critically endangered because it has a decline in population greater than 80% in specific areas of population. The destruction of their habitats comes largely from the conversion of the lands they inhabit being used for agricultural purposes. The Chinese alligator is very similar to the American alligator in appearance, but they are much smaller.

I Alligators

T1 Species a. American
b. Chinese

T2 Type of Reptile a. Cold-blooded
b. Eggs

T3 Habitats a. Freshwater
b. Holes

C Alligators

Teaching the Middle Paragraphs: There are _____ ways to write a/b sentences.
Teach one way at a time.

- Paraphrase: Restate evidence from the text COMPLETELY in your own words.
- Quote: Copy evidence from the text EXACTLY how it is written.
- Own Thoughts and Ideas: Respond to evidence with a NEW personal thought

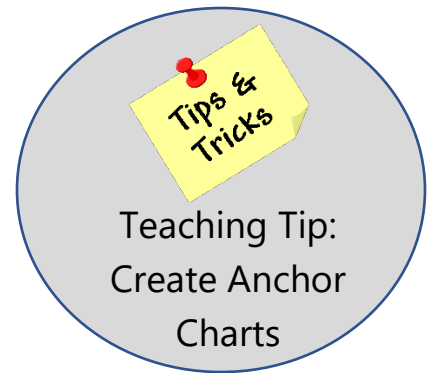
Referencing: Students MUST reference the source when including evidence from the text. They may reference the source in two ways:

- Using **EBT**

E= _____ **B**= _____ **T**= _____

Examples:

-
-
- Using Parenthetical Citations (_____)
- Refer to the source using the:
 - Title, Author, Source, or Page #/Paragraph #



Tips to Remember!

- There should be a _____ of quotes, paraphrases, and own thoughts/ideas.
- Limit quotes to _____ per middle paragraph.
- Own thoughts/ideas should come _____ evidence and be _____ sentences long.

After quoting or paraphrasing, students respond to evidence with their **Own Thought or Idea**. These do NOT come from the text. Students may:

- Explain the importance of the evidence
 - _____ the cause or effect
 - Clarify _____
 - Discuss _____
 - _____ on how the evidence supports the topic (or reason for opinion)
 - Agree/Disagree with quote/paraphrase and explain why
- Model with **non-examples!** Non-examples look like: _____
- _____



At the end of each section, it is important to spend time **reviewing and revising**.

Strategies to try:

-
-
-
-

REVIEW

Middle Paragraphs

- Topic Sentence
- 3-4 A (quote, paraphrasing, own ideas)
- 3-4 B (quote, paraphrasing, own ideas)
- Wrap Up

Balance of Quotes, Paraphrasing, and Own Thoughts/Ideas

Top Score Writing, Inc. ©2020

Section 3: Opinion Writing

Opinion planning is called an _____ outline.

It is important for students to “clearly and explicitly state and maintain their opinion.” Write _____ next to “I” and “C” on the plan.

Students must clearly state opinion in the introduction, topic sentences of R123 and again in the conclusion.

Self-Check! Students must be able to _____.

Use the _____ lesson to avoid repetitive vocabulary.

Section 4: Narrative Writing

Narrative planning is called an _____ outline. Students count lines in order to _____.



- Expand the beginning
- Middle paragraphs are _____ that happen.
- Utilize elaboration strategies, dialogue, descriptions, and details.
- Conferencing ideas and assessments are included.

Section 5: Additional Activities and Strategies This section is most often used _____

Strategies I want to try:

-
-
-

www.topscorewriting.com

Sign up for contact list!

